

# Global Networking Trends

Jia Rong Low

Director General, APNIC

APNIC-TWNIC 43<sup>rd</sup> IP Open Policy Meeting

# What is APNIC?

# What is APNIC?

**Support the growth and development of the Internet through the allocation of number resources**

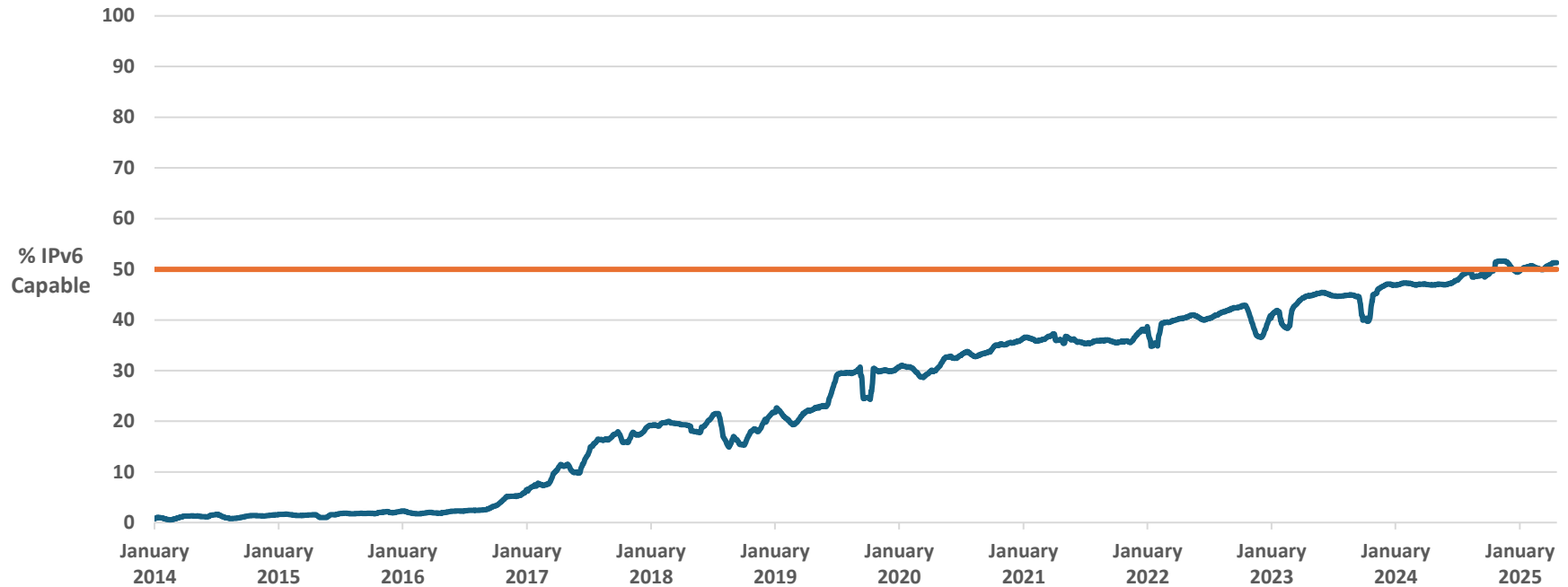
Registry - Members

Development - IPv6, RPKI, IXPs, Root servers

Self governed – Knowledge Exchange; Policy Development Space



# Milestone Achieved: APNIC crossed 50% IPv6 Capability



(30-day average)

# Vis-à-vis the World

Region	% of World IPV6 Users	Aggregate IPV6 Capability
AFRINIC Economies	0.9%	4%
APNIC Economies	63%	50%
ARIN Economies	9.4%	52% (*)
LACNIC Economies	10.7%	39%
RIPE Economies	16.0%	28%

\* ARIN hit 50% IPv6 Capability in October 2024

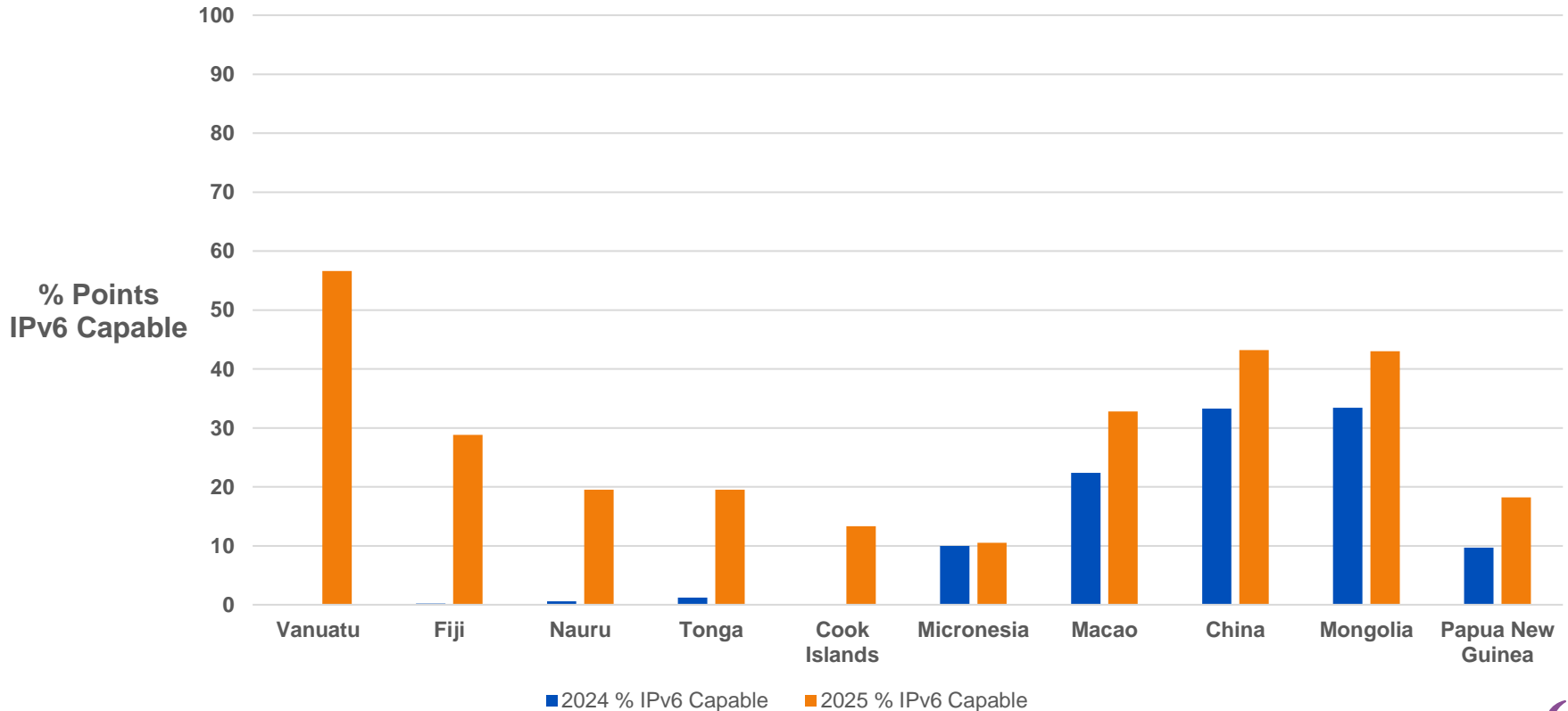
# IP Addressing Trends

# IPv4 in 2024

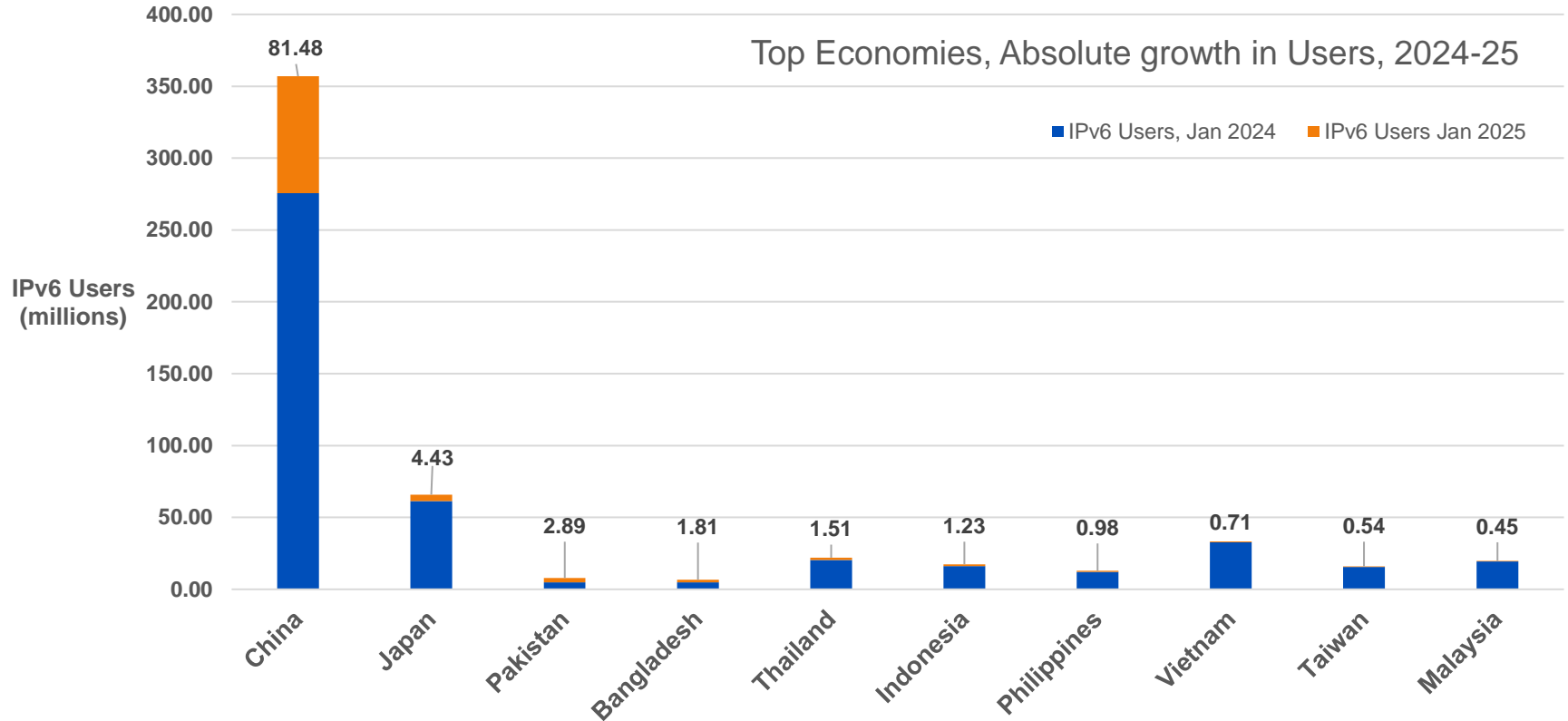
- IPv4 scarcity pressure continues to fall across 2024:
  - Signs of market saturation in many mature Internet markets
  - More IPv6-accessible service deployments relieving IPv4 NAT pressures for ISPs
  - Stable market prices for IPv4 addresses
  - Lower pressure to release unadvertised addresses through the transfer market



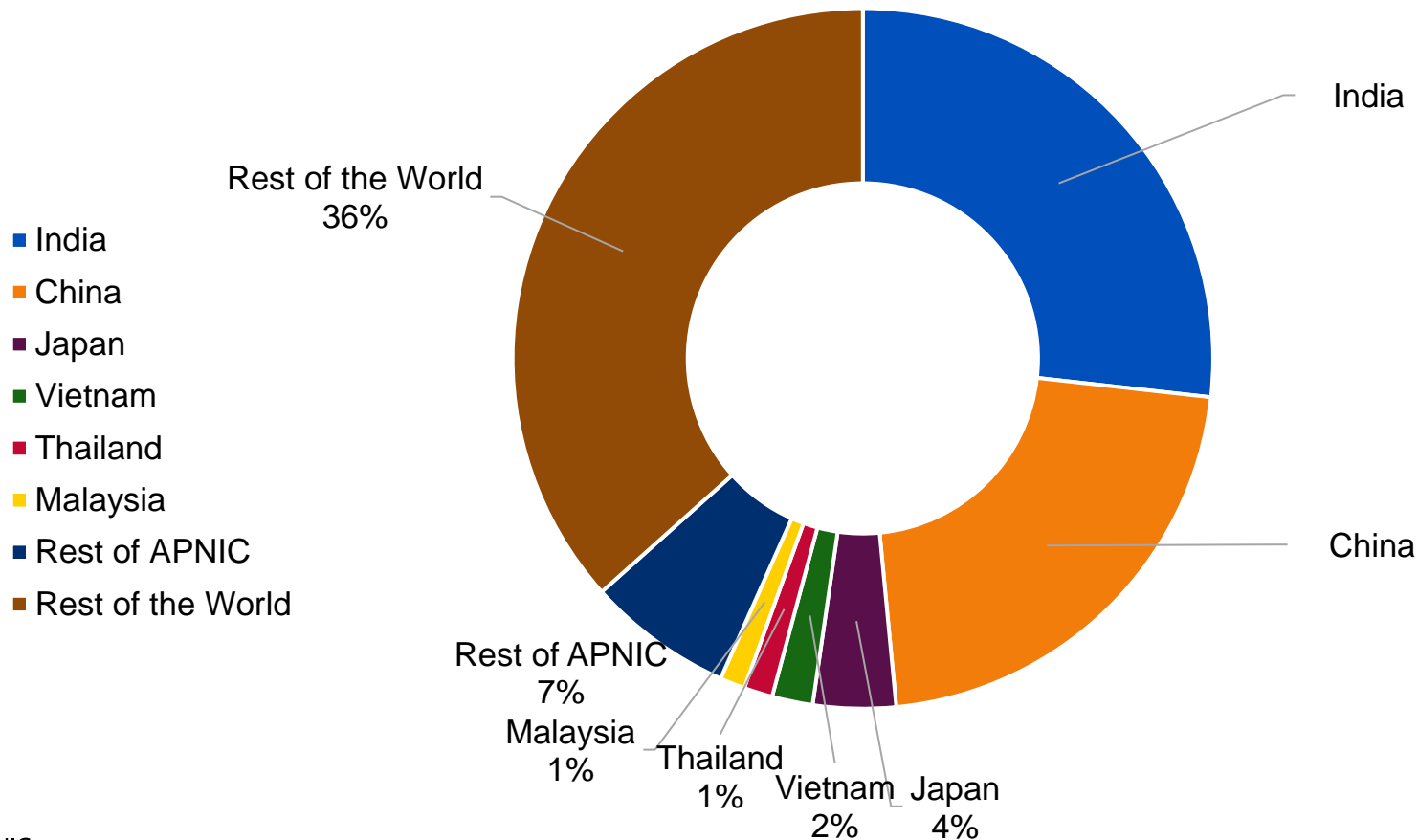
# IPv6 - Top Economies by % Growth 2024-25



# IPv6 – by absolute users growth 2024-25



# IPv6 user community – APNIC economies dominate



# **Routing/network security Trends**

## **RPKI - Resource Public Key Infrastructure**

# RPKI ROA coverage 2024-2-25

Region	% ROA coverage Jan 2024	% ROA Coverage Jan 2025	Change
World	48.68	55.37	6.69
Asia	37.28	43.06	5.78
Taiwan	71.16	95.66	24.5

- Taiwan is significantly ahead of world average.
- There is consistent growth in ROA coverage worldwide and in region

# RPKI ROV use, 2024-2025

Region	% RPKI Validation Jan 2024	% RPKI Validation Jan 2025	Delta % Points
World	19.96	20.82	0.86
Asia	8.14	5.79	-2.35
Taiwan	70.79	68.31	-2.48

- Taiwan is significantly ahead of world average, but there is a small drop, and clearly no significant growth in ROV worldwide.
- This is a concerning lack of pace improving protection against BGP origin hijack

# APNIC Honeynet

- 410 honeypot sensors detect attacks (500 by end of 2025)
- October 2024 – March 2025: 92,475 unique IP addresses in Taiwan interacted with our honeypot sensors, ranking the top 3:
  - India 42%
  - China 26%
  - Taiwan (7%)
- Members – use **DASH** (Dashboard for Autonomous System Health) to see if any of your IP addresses have hit our honeypots,
  - Access the alerts related to their ASNs via DASH ([dash.apnic.net](https://dash.apnic.net)).
- Security remains a key topic for community discussion

# **Trend: New World Order?**

## **Keeping a globalized Internet in a deglobalizing world**



# Thank you and Questions?

jiarong.low@apnic.net

Members – helpdesk@apnic.net

Honeynet / CERTs - secteam@apnic.net